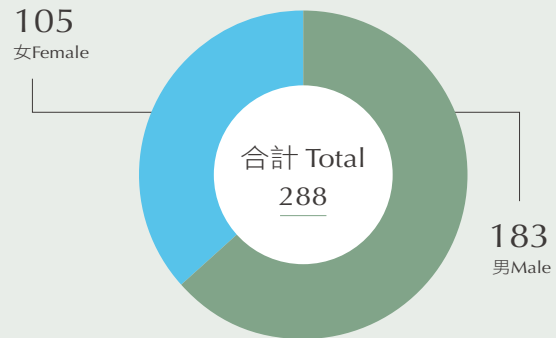


● 人事結構

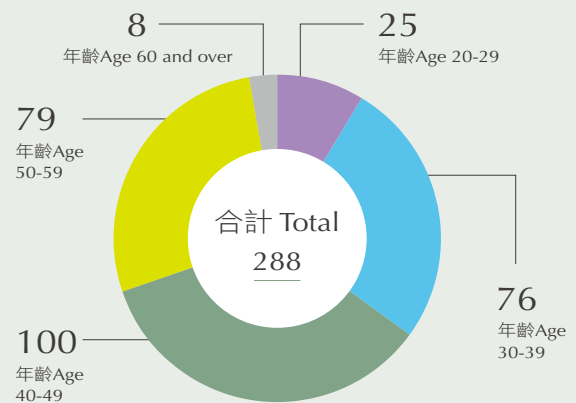
截至2022年12月底止，員工共288人。在性別分布方面，男性183人，女性105人。員工以高學歷具專業知識背景為主，其中研究所以上學歷212人，大學畢業者63人。

● Staff Demographics

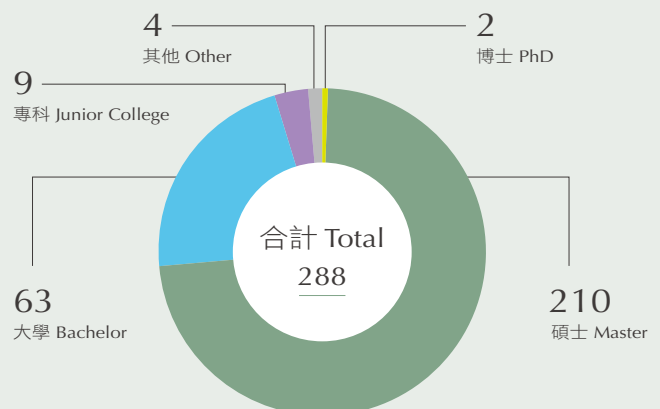
At the end of December 2022, TAIFEX had 288 employees, 183 of whom were male and 105 were female. TAIFEX employees are highly educated and qualified: 212 of them hold PhD or master degrees, and 63 hold bachelor degrees.



性別分布 / Gender



年齡分布 / Age



學歷分布 / Education